

Scaled data based on original data using
LM-79-08 Approved Method: Electrical and Photometric Measurements of Solid-
State Lighting Products

Test Report Prepared for
Cooper Lighting Solutions
(formerly Eaton)

Brand: STREETWORKS

Report Number: P458648

Luminaire Tested: **GLAN-SA2A-735-U-T2R-HSS**

Issue Date: 1/4/2021

Test Information

Test Method: LM-79-08
Report Number: P458648
TEST IS SCALED FROM IESNA LM-79-08 TEST DATA (G3-2011-042-7)
Test Lab: INNOVATION CENTER
Issue Date: 1/4/2021
Manufacturer: COOPER LIGHTING SOLUTIONS (FORMERLY EATON)
Product Line: STREETWORKS
Catalog Number: GLAN-SA2A-735-U-T2R-HSS
Description: GALLEON AREA AND ROADWAY LUMINAIRE
(2) 70 CRI, 3500K, 615mA LIGHTSQUARES WITH 16 LEDS EACH AND TYPE II
ROADWAY OPTICS WITH HOUSE SIDE SHIELD
Light Source: -
Ballast/Driver: ELECTRONIC DRIVER

Summary

Lumens per Lamp: N/A
Luminaire Lumens: 6859 lumens
Efficiency: N/A
Efficacy: 108.9 lumens/watt
Luminous Opening: Rectangular (W 0.5' x L: 1' x H: 0')
IES Classification: Type II - Short
BUG Rating: B1 - U0 - G1

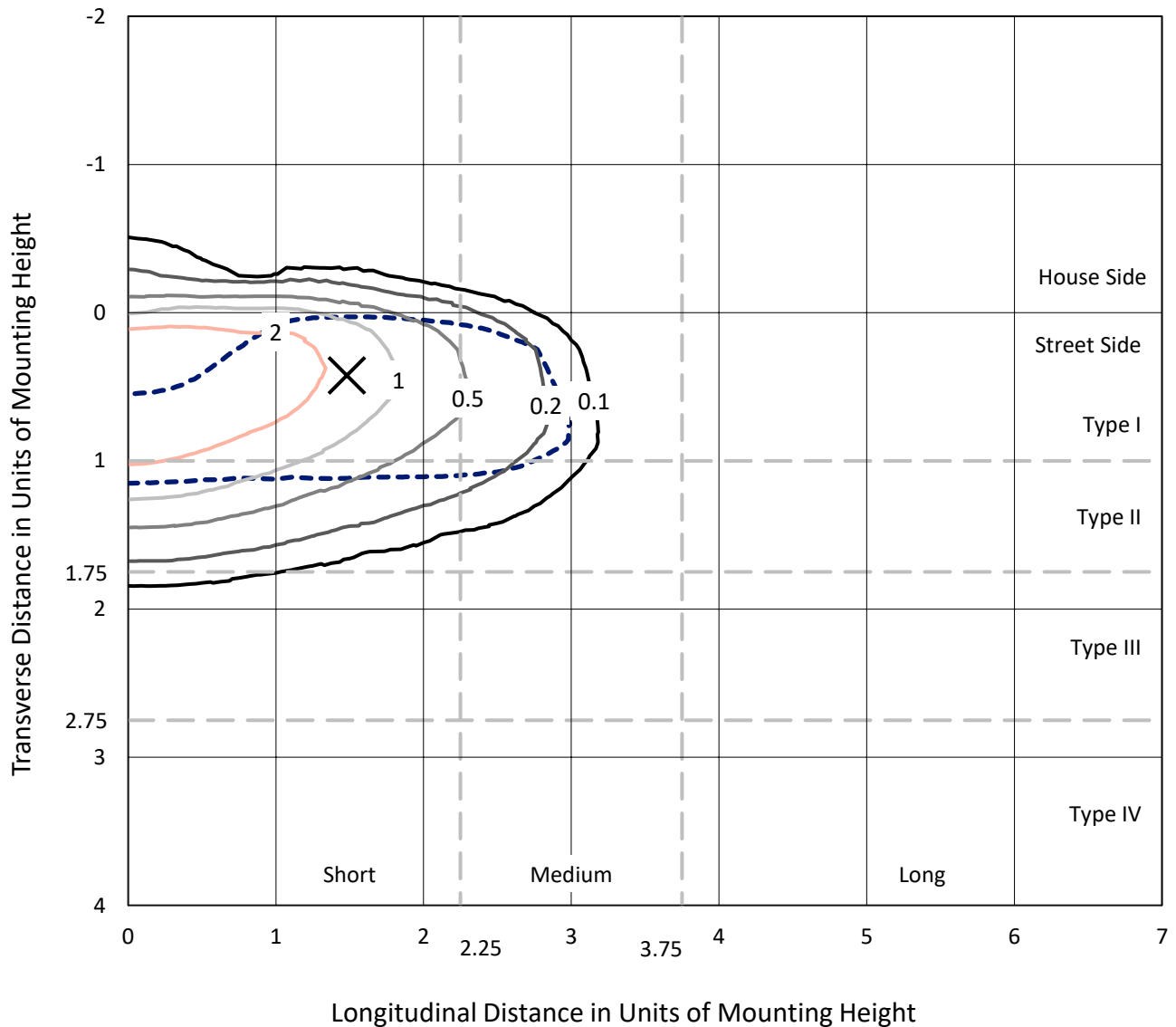
Input Watts (W): 63
Input Voltage (V): NR
Input Current (A_{in}): NR
Voltage Rise (V): NR
Power Factor: NR
Total Harmonic Distortion (THDi): NR
Frequency (hertz): 60
Stabilization Time: NR
Operation Time: NR
Ambient Temperature (°C): NR
Test Distance: 24 FT



REPORT NUMBER: P458648
 CATALOG NUMBER: GLAN-SA2A-735-U-T2R-HSS

Iso-Footcandle Lines of Horizontal Illumination

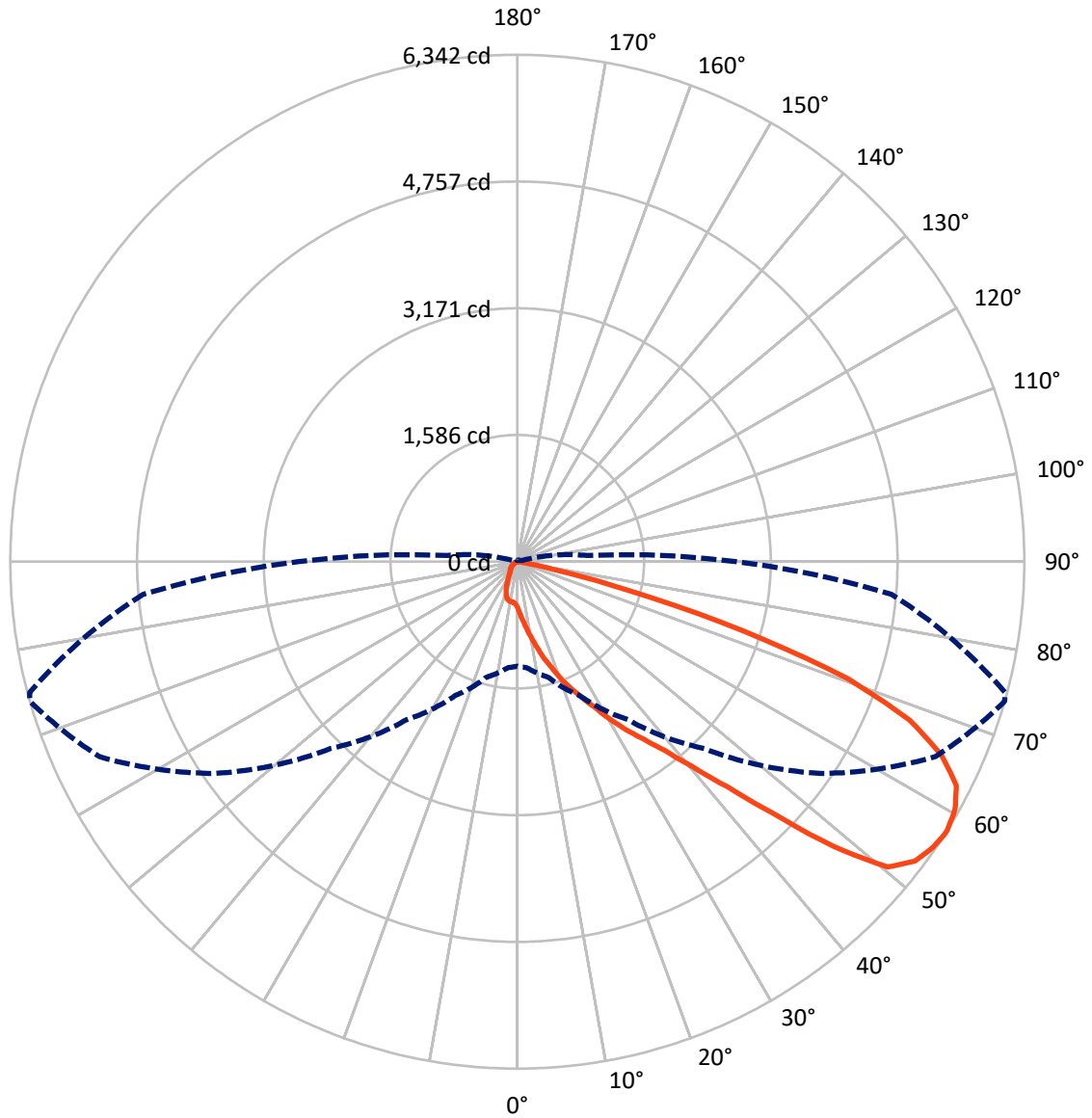
✕ Max cd
 - - - 1/2 Max cd



Based on 25 foot mounting height. Maximum calculated value = 3.5 fc
 Type II - Short - N/A

REPORT NUMBER: P458648
CATALOG NUMBER: GLAN-SA2A-735-U-T2R-HSS

Luminous Intensity Polar Plot



— Vertical Plane Through 74-Deg Lateral - - - Horizontal Cone Through 57-Deg Vertical

REPORT NUMBER: P458648

CATALOG NUMBER: GLAN-SA2A-735-U-T2R-HSS

FLUX DISTRIBUTION:

		Downward	Upward	Total
House Side	Lumens	395.6	0.0	395.6
	% Fixture	5.8	0.0	5.8
Street Side	Lumens	6463.4	0.0	6463.4
	% Fixture	94.2	0.0	94.2
Total	Lumens	6859.0	0.0	6859.0
	% Fixture	100.0	0.0	100.0

ZONAL LUMENS:

Zone	Lumens	% Fixture
0°-10°	69.3	1.0
10°-20°	273.3	4.0
20°-30°	584.8	8.5
30°-40°	1074.8	15.7
40°-50°	1647.7	24.0
50°-60°	1743.1	25.4
60°-70°	1138.3	16.6
70°-80°	311.0	4.5
80°-90°	16.7	0.2
90°-100°	0.0	0.0
100°-110°	0.0	0.0
110°-120°	0.0	0.0
120°-130°	0.0	0.0
130°-140°	0.0	0.0
140°-150°	0.0	0.0
150°-160°	0.0	0.0
160°-170°	0.0	0.0
170°-180°	0.0	0.0
0°-90°	6859.0	100.0
0°-180°	6859.0	100.0

Coefficient of Utilization



REPORT NUMBER: P458648

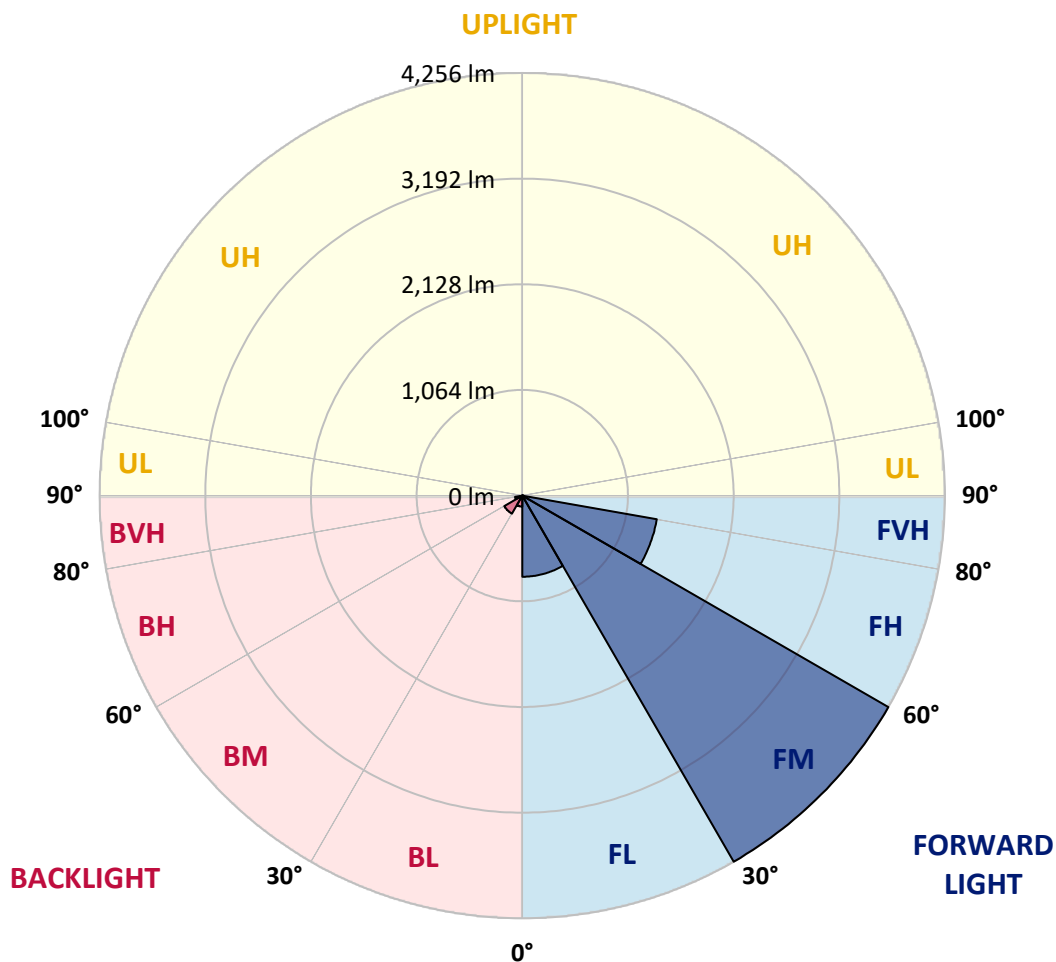
CATALOG NUMBER: GLAN-SA2A-735-U-T2R-HSS

LUMINAIRE CLASSIFICATION SYSTEM LUMEN TABLE AND BUG RATING:

Zone	Lumens	% Fixture	Zone Rating/Lumen Limit		
			B	U	G
FL (0°-30°)	816.9	11.9			
FM (30°-60°)	4256.1	62.1			
FH (60°-80°)	1375.0	20.0			G1/1800
FVH (80°-90°)	15.4	0.2			G1/100
BL (0°-30°)	110.5	1.6	B1/500		
BM (30°-60°)	209.4	3.1	B0/220		
BH (60°-80°)	74.3	1.1	B0/110		G0/110
BVH (80°-90°)	1.4	0.0			G0/10
UL (90°-100°)	0.0	0.0		U0/0	
UH (100°-180°)	0.0	0.0		U0/0	

BUG Rating: B1-U0-G1

Type II Short





REPORT NUMBER: P458648

CATALOG NUMBER: GLAN-SA2A-735-U-T2R-HSS

CANDELA DISTRIBUTION (FULL):

	0°	5°	15°	25°	35°	45°	55°	65°	74°	75°	85°
0°	574.4	574.4	574.4	574.4	574.4	574.4	574.4	574.4	574.4	574.4	574.4
2.5°	840.6	833.0	817.8	812.6	790.4	755.8	725.5	684.8	652.6	649.3	610.4
5°	1125.7	1108.6	1101.5	1067.4	1013.9	963.7	877.5	812.2	736.9	731.2	653.0
7.5°	1400.3	1376.6	1369.5	1337.3	1274.8	1195.7	1084.0	965.1	845.8	834.9	710.3
10°	1599.2	1602.5	1589.8	1568.4	1517.8	1437.3	1299.5	1137.0	967.0	953.3	774.7
12.5°	1741.8	1741.3	1743.7	1743.2	1716.2	1655.1	1510.2	1323.1	1100.6	1073.6	848.6
15°	1834.6	1836.0	1843.1	1867.7	1870.6	1832.7	1711.9	1501.2	1255.4	1221.8	928.7
17.5°	1928.3	1938.3	1949.7	1972.9	1993.7	1978.5	1893.3	1686.8	1395.6	1370.5	1014.4
20°	2083.2	2096.9	2090.3	2104.5	2115.4	2116.8	2051.0	1858.3	1565.6	1523.5	1112.4
22.5°	2330.9	2330.4	2313.4	2287.8	2266.5	2265.5	2205.9	2034.4	1720.0	1679.3	1210.9
25°	2643.9	2645.3	2612.2	2539.2	2486.2	2421.3	2352.7	2188.8	1885.3	1835.1	1314.6
27.5°	3002.9	2993.9	2943.7	2843.3	2738.1	2627.3	2528.4	2368.3	2060.5	2018.8	1433.5
30°	3325.4	3322.0	3263.3	3140.7	3002.4	2891.1	2747.6	2593.2	2287.3	2236.2	1566.5
32.5°	3625.6	3630.3	3548.9	3422.0	3288.4	3160.1	3008.5	2808.2	2509.9	2437.4	1711.5
35°	3860.0	3864.8	3780.5	3674.9	3537.5	3431.0	3286.5	3037.4	2729.6	2668.5	1878.2
37.5°	3985.0	3991.2	3942.4	3862.9	3777.1	3723.6	3589.1	3332.5	2996.7	2959.8	2075.2
40°	4008.7	4015.8	3994.5	3973.2	3968.5	4006.8	3967.5	3680.1	3367.0	3309.3	2368.8
42.5°	3937.7	3947.2	3956.6	4004.0	4100.6	4241.2	4378.1	4151.7	3843.9	3766.2	2727.7
45°	3751.1	3750.1	3787.6	3910.2	4126.6	4426.9	4807.1	4742.3	4493.6	4401.3	3234.9
47.5°	3431.9	3427.2	3508.2	3682.9	4020.1	4461.0	5157.1	5459.2	5322.9	5237.6	3780.0
50°	2945.6	2968.8	3096.2	3340.0	3755.4	4357.7	5265.1	5929.5	6003.4	5912.9	4220.4
52.5°	2375.9	2374.9	2574.8	2905.8	3363.2	4130.4	5189.8	6014.7	6224.5	6155.4	4437.3
55°	1758.3	1770.7	1978.5	2312.4	2854.2	3715.6	4944.0	5927.1	6308.8	6260.0	4580.3
57°	1308.0	1329.8	1496.5	1849.7	2410.9	3305.0	4616.8	5770.4	6342.0	6315.4	4699.2
57.5°	1220.8	1221.8	1384.2	1705.3	2281.2	3147.3	4523.0	5705.0	6341.0	6326.3	4718.6
60°	751.5	775.2	887.5	1152.7	1669.8	2456.4	3894.6	5329.5	6291.8	6313.1	4801.5
62.5°	449.9	459.8	532.8	694.7	1076.4	1792.9	3187.1	4848.8	6163.4	6228.3	4795.8
65°	289.3	291.7	324.9	420.5	672.9	1211.8	2455.9	4213.8	5831.5	5950.8	4608.2
67.5°	223.5	227.3	240.6	276.1	390.2	754.9	1737.0	3536.1	5294.4	5448.3	4153.6
70°	198.4	200.3	205.1	216.4	258.1	426.2	1080.7	2762.3	4390.4	4434.0	3250.5
72.5°	162.0	167.2	181.8	185.6	204.6	266.1	601.4	1854.0	2949.8	2960.7	1818.5
75°	125.5	126.4	148.2	159.1	172.4	183.3	268.5	934.8	1416.9	1341.1	700.9
77.5°	93.8	98.0	108.0	121.7	140.6	131.2	120.3	352.3	439.9	431.9	203.6
80°	60.1	62.5	75.3	91.4	109.4	85.7	67.7	103.2	96.6	99.4	48.8
82.5°	30.3	30.8	48.3	74.3	69.6	43.1	42.6	42.1	36.0	35.5	22.7
85°	3.3	7.1	31.3	42.6	31.3	14.2	19.9	19.4	18.9	19.4	13.3
87.5°	0.5	0.5	5.2	6.2	4.3	4.7	5.7	6.2	7.6	7.1	5.7
90°	0.0	0.0	0.0	0.0	0.0	0.0	0.0	0.0	0.0	0.0	0.0



REPORT NUMBER: P458648

CATALOG NUMBER: GLAN-SA2A-735-U-T2R-HSS

CANDELA DISTRIBUTION (continued):

	90°	95°	105°	115°	125°	135°	145°	155°	165°	175°	180°
0°	574.4	574.4	574.4	574.4	574.4	574.4	574.4	574.4	574.4	574.4	574.4
2.5°	591.5	572.5	537.5	503.9	478.8	462.7	441.8	434.3	423.4	421.9	416.7
5°	617.1	581.1	520.0	471.7	432.8	403.5	377.9	356.6	339.5	335.8	337.7
7.5°	653.5	600.0	514.8	448.9	395.0	344.8	304.0	278.9	260.9	254.3	255.3
10°	694.7	625.1	513.8	424.8	342.4	280.8	236.3	214.1	203.6	199.8	195.6
12.5°	743.5	654.0	511.4	387.4	284.6	224.0	192.3	179.0	169.1	166.2	166.2
15°	798.4	684.8	500.1	341.0	231.1	185.2	163.9	153.4	150.1	147.3	147.3
17.5°	855.7	715.1	476.4	283.7	191.8	158.6	145.4	139.2	134.5	131.2	131.2
20°	921.1	744.9	438.5	233.0	162.0	141.6	131.2	124.1	120.3	117.4	116.5
22.5°	983.1	769.1	390.2	191.3	141.1	127.4	117.9	110.3	106.6	105.1	105.1
25°	1047.5	783.7	332.0	158.2	128.8	115.5	105.1	99.0	95.7	94.7	94.2
27.5°	1110.0	792.3	280.8	138.3	117.4	104.7	94.7	90.0	86.7	85.7	86.2
30°	1185.8	793.7	231.1	124.1	107.5	94.2	85.2	81.0	79.1	78.1	77.7
32.5°	1262.5	791.8	194.2	115.5	98.0	85.2	77.7	74.3	72.9	71.5	71.5
35°	1348.7	781.9	165.3	107.0	89.0	77.7	71.0	68.2	66.3	64.9	64.4
37.5°	1455.7	776.6	148.7	97.6	81.0	70.6	64.4	61.6	60.1	58.2	57.8
40°	1624.3	799.8	143.5	89.0	72.9	63.9	58.2	54.9	53.0	51.1	50.7
42.5°	1834.6	840.6	135.0	80.5	65.8	57.8	52.1	48.3	45.0	42.6	41.7
45°	2106.9	894.1	121.7	71.5	59.7	51.1	45.9	41.2	36.9	35.0	34.6
47.5°	2392.4	945.7	109.9	64.4	53.0	45.5	39.8	34.6	30.8	29.4	28.9
50°	2567.7	956.1	102.3	56.4	46.4	39.3	33.6	28.9	26.5	25.1	25.1
52.5°	2647.7	939.5	91.9	49.3	40.3	34.6	28.9	25.1	23.7	22.7	22.3
55°	2703.6	914.0	78.1	42.6	34.6	29.4	25.6	22.7	20.8	19.9	19.4
57°	2736.2	879.4	67.7	37.4	29.8	25.6	22.7	20.4	18.5	16.6	16.6
57.5°	2737.7	866.1	64.9	36.9	28.4	24.6	22.3	19.9	17.5	15.6	15.2
60°	2695.5	775.2	52.1	31.3	22.7	20.8	18.5	15.6	12.3	10.4	9.9
62.5°	2560.1	659.7	43.1	26.5	18.5	16.1	13.3	11.8	8.5	6.2	6.2
65°	2355.0	535.1	36.9	21.3	15.2	11.8	9.0	8.5	5.2	2.8	2.4
67.5°	2058.6	416.7	31.3	17.5	12.8	8.5	6.2	5.7	2.8	0.9	0.0
70°	1568.4	284.1	26.0	14.2	9.5	6.2	4.3	3.3	1.9	0.5	0.0
72.5°	904.0	156.3	21.8	10.9	7.1	4.7	3.3	1.9	1.9	0.0	0.0
75°	323.0	67.2	16.6	8.1	5.7	3.8	2.4	0.9	1.4	0.5	0.0
77.5°	102.8	36.0	10.9	6.2	4.7	2.8	1.9	0.9	0.9	0.5	0.0
80°	30.3	18.9	6.6	5.2	3.3	2.4	1.4	0.5	0.9	0.5	0.0
82.5°	16.6	9.5	5.2	3.8	3.3	1.9	1.4	0.5	0.5	0.5	0.0
85°	8.5	5.7	4.3	3.8	3.3	1.9	1.4	0.5	0.0	0.5	0.5
87.5°	4.7	4.3	4.3	3.8	3.3	2.4	1.4	0.5	0.0	0.0	0.0
90°	0.0	0.0	0.0	0.0	0.0	0.0	0.0	0.0	0.0	0.0	0.0

(END OF REPORT)